





## Orgacure® Handbook





Orgacure delivers solutions for agriculture, **fruit and vegetable** processors, and supermarkets. Our food purity and shelf-life products create **wellbeing** and **convenience** and keep the world **clean** ⚡

**orgacure**<sup>®</sup>



**The product:** Orgacure® EX is an **All-in-One wash** for food safety, low residue and shelf-life of whole and cut fruits and vegetables resulting in more resilience and less (food) waste.

**Key features:**

- **Effectiveness:** 3.5-log reduction across wide range of fruits and vegetables
- **Efficiency:** 7 gram (1/4 Oz) Orgacure will wash 5 kilo fresh produce
- **Economy:** From 1 cent/kg washed produce

**Key benefits:**

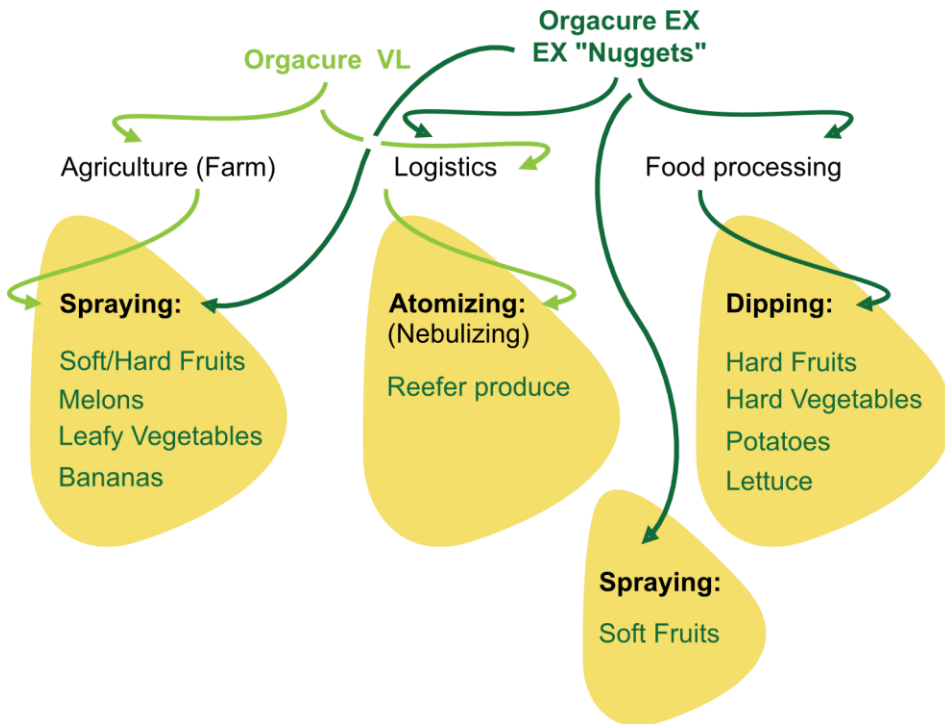
- Browning and bacteria reductions, Fungus delay and impurity removal **in one product on one go**
- For conventional AND organic fresh produce

**Properties:** White crystalline, non-toxic and easily soluble, effervescent granule made of food additives. Orgacure aqueous solution has a acidity of pH 4.5.



**Intended use:** Washing and/or process water stabilizer as a water additive for use in fruit and vegetable production and processing (processing aid).

**Application "flow":** This handbook refers to dipping application. For spraying and atomizing contact Orgacure sales.





### **Batch preparation:**

1. Use fresh tap water to dissolve the product. Water temperature is ideal between 4 to 25°C (39 to 77°F).
2. Add 700 gram Orgacure to every 100 liters water [0.7 %/ 7,000 ppm) as standard dosage [Use Orgacure \***AppliAssist™** to calculate customized application]. The Orgacure® EX granule readily dissolves with fine bubbling within seconds. The acidity of the solution levels around pH 4.5 and the electrical conductivity (EC) at 1.6 mS/cm (1,120 ppm). If needed, add more Orgacure to reach target-pH and EC. The solution is now ready to use.



3. During operation, check the Orgacure solution pH-level and EC-value periodically. Add Orgacure to adjust pH (and EC), referring to as the **Operational buffer** in the following.






### Continuous system:

1. The initial solution is to be prepared identical as the batch system [Use the Orgacure \***AppliAssist**<sup>TM</sup> to calculate customized application, especially rate of replenishment].
2. Track the **Operational buffer** as with the batch system. If available use automatic dosing and measuring devices, and record process data.
3. If an automated dosage and process control system is used, the 'Orgacure Process Controls' before are applicable in addition to pH and EC parameters.

**Notes:** For optimal results, washing time should be 1 to 3 minutes. The produce should be fully submerged or sprayed with sufficient coverage. Rinse after with clean tap water if locally available. Irrespectively of the processing method being utilized, the process water should be renewed each day. Results may vary according to type of produce and processing step e.g. cutting, peeling etc. Orgacure solutions



*made according to prescribed procedures are safe to handle. Used Orgacure process water is safe to dispose directly into the sewer.*

*For cautionary and first aid information, consult the safety data sheet (SDS) and product label on the packaging.*

*\* to use AppliAssist™ you must be logged in to your user account*

*For more  
details and  
information on*

*prices: <https://en.orgacure.com/orgacure-ex/>*

*© 2012-2024 Orgacure. All Rights Reserved. Patent US 9,591,860  
Title: ogc orgacure ex handbook, Release 7/2024*

***orgacure***®



Orgacure B.V.  
Bahialaan 100  
3065 WC Rotterdam  
Netherlands

+31 (0) 10 333 081 0  
sales@orgacure.com  
orgacure.com

